



**KEDIA** ADVISORY

# DAILY COTTON REPORT

20 Dec 2024

- **COTTON**
- **COCUDAKL**
- **KAPAS**
- **COTWASOIL**

**Kedia Stock & Commodities Research Pvt. Ltd.**

Research Advisory | White Labelling | Digital Marketing



## Cotton Complex

Commodity	Expiry	Open	High	Low	Close	% Change
COTTONCANDY	31-Jan-25	54010.00	54150.00	53600.00	54020.00	-0.30
COCUDA KL	20-Jan-25	2,643.00	2,650.00	2,620.00	2,632.00	-0.57
COCUDA KL	20-Feb-25	2,665.00	2,675.00	2,650.00	2,661.00	-0.41
KAPAS	30-Apr-25	1,480.50	1,485.50	1,476.00	1,481.50	-0.34
COTWASOIL	20-Jan-25	1,153.00	1,167.90	1,153.00	1,159.50	-0.34

## International Rates

Commodity	Price	Open	High	Low	% Chg
US COTTON	67.87	68.06	68.06	67.87	-0.31
ZCE COTTON	13385.00	13505.00	13505.00	13305.00	-1.04
ZCE COTTON YARN	18845.00	18920.00	18930.00	18790.00	-0.79

Cotton candy futures declined by 0.3%, settling at ₹54,020, weighed down by projections of increased global cotton production for 2024-25, expected to rise by 1.2 million bales to 117.4 million bales. This growth is driven by higher output in India and Argentina. In contrast, the northern Indian states of Punjab, Haryana, and Rajasthan have reported a 43% decline in kapas arrivals compared to the previous year, exacerbating raw material shortages for ginners and spinners. Farmers are holding back produce, anticipating higher prices, which has disrupted the supply chain. Cotton imports into India for 2024-25 are estimated at 25 lakh bales, a sharp increase from the 15.20 lakh bales of the previous year. By November 30, approximately 9 lakh bales had arrived at Indian ports. Closing stocks for September 2025 are projected at 26.44 lakh bales, down from 30.19 lakh bales in the prior year. Globally, U.S. cotton production for 2024/25 has been revised upwards to 14.3 million bales, while world production is projected at 117.4 million bales, with notable increases in India, Argentina, and Brazil. Consumption is expected to rise by 570,000 bales, driven by higher demand in India, Pakistan, and Vietnam. The market experienced long liquidation, with open interest declining 0.58% to 341 contracts as prices dropped by ₹160. Cotton candy has immediate support at ₹53,690, with further downside potential to ₹53,370. Resistance is seen at ₹54,240, and a break above could test ₹54,470.

## Spot Rates

Commodity	Location	Price	% Chg
29 mm Cotton	राजकोट	25,507.70	-0.16
29 mm Cotton	कादी	25,617.90	-0.01

## Open Interest Snapshot

Commodity	Expiry	% Change	% Oi Change	Oi Status
COTTONCANDY	31-Jan-25	-0.30	-0.58	Long Liquidation

## Technical Chart



**SELL COTTONCANDY JAN @ 53600 SL 56300 TGT 54000-54300. MCX**

## Trading Levels

Commodity	Expiry	Close	R2	R1	PP	S1	S2
COTTONCANDY	31-Jan-25	54020.00	54470.00	54240.00	53920.00	53690.00	53370.00

Spot Rates

Commodity	Location	Price	% Chg
Cotton Seed Oilcake	आकोला	2,649.95	-0.69
Cotton Seed Oilcake	कादी	2,628.95	-0.07

Open Interest Snapshot

Commodity	Expiry	% Change	% Oi Change	Oi Status
COCUDAKL	20-Jan-25	-0.57	-1.68	Long Liquidation
COCUDAKL	20-Feb-25	-0.41	7.16	Fresh Selling

Technical Chart



**BUY COCUDAKL JAN @ 2620 SL 2580 TGT 2660-2700. NCDEX**

Trading Levels

Commodity	Expiry	Close	R2	R1	PP	S1	S2
COCUDAKL	20-Jan-25	2,632.00	2664.00	2634.00	2634.00	2618.00	2604.00
COCUDAKL	20-Feb-25	2,661.00	2687.00	2662.00	2662.00	2649.00	2637.00

## Spot Rates

Commodity	Location	Price	% Chg
Kapas	राजकोट	1,392.40	-0.17
Kapas	कादी	1,409.05	-0.11

## Open Interest Snapshot

Commodity	Expiry	% Change	% Oi Change	Oi Status
KAPAS	30-Apr-25	-0.34	3.29	Fresh Selling

## Technical Chart



**BUY KAPAS APR @ 1475 SL 1465 TGT 1490-1500. NCDEX**

## Trading Levels

Commodity	Expiry	Close	R2	R1	PP	S1	S2
KAPAS	30-Apr-25	1,481.50	1490.00	1486.00	1481.00	1477.00	1472.00

## Spot Rates

Commodity	Location	Price	% Chg
Cotton Wash Oil - Kadi	कादी	1,149.90	0.62

## Open Interest Snapshot

Commodity	Expiry	% Change	% Oi Change	Oi Status
COTWASOIL	20-Jan-25	-0.34	8.86	Fresh Selling

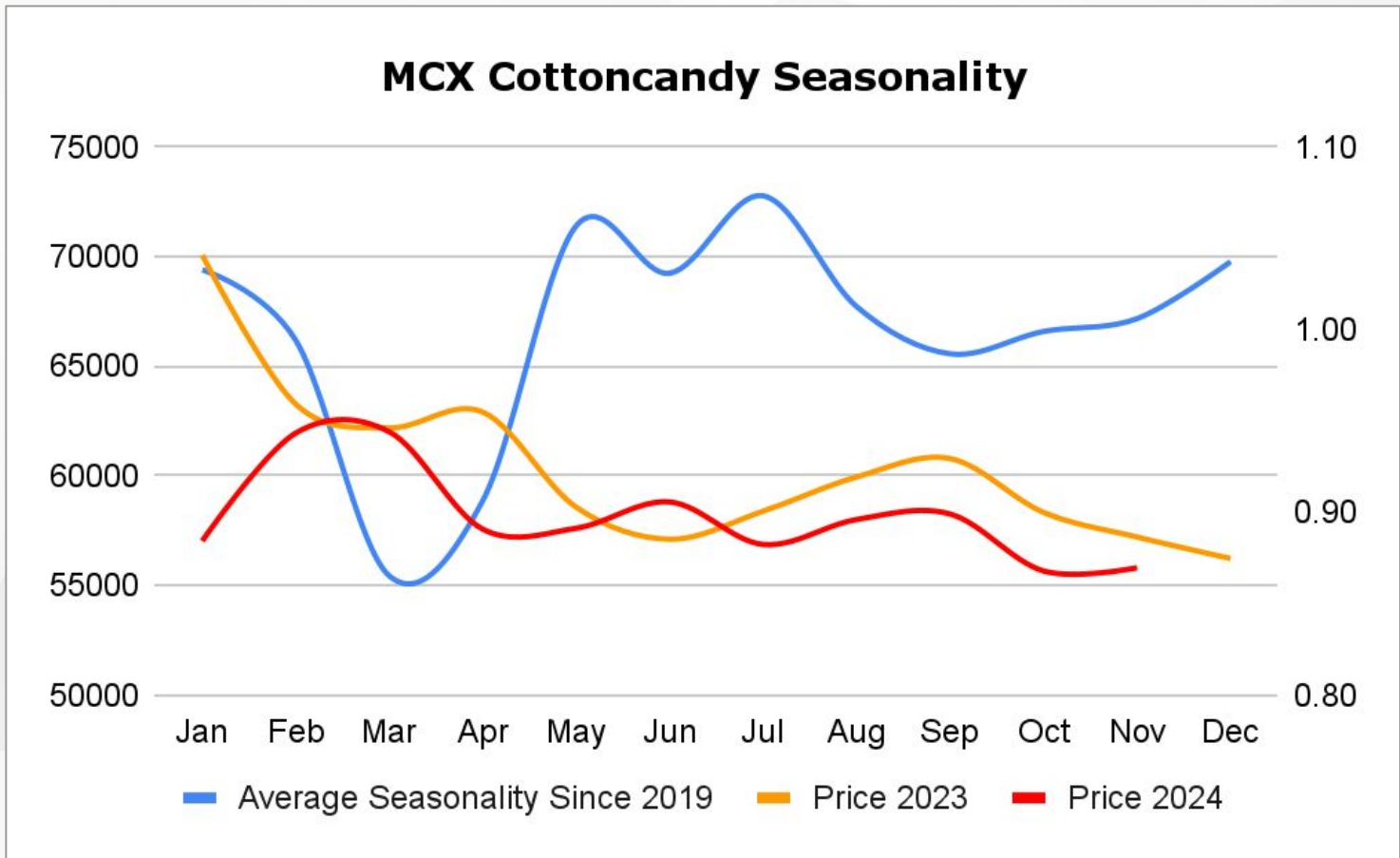
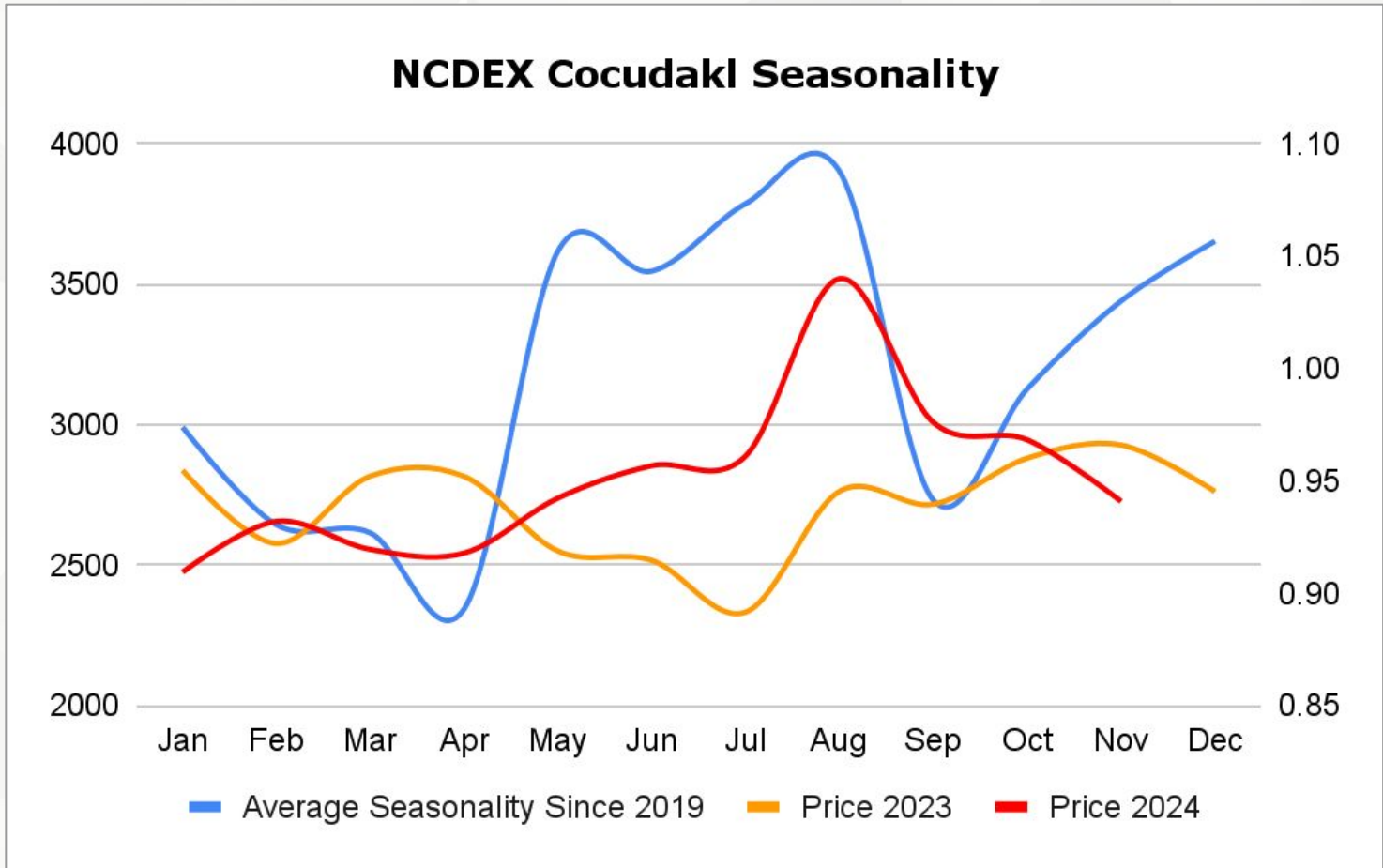
## Technical Chart




**SELL COTWASOIL JAN @ 1165 SL 1175 TGT 1155-1145. NCDEX**

## Trading Levels

Commodity	Expiry	Close	R2	R1	PP	S1	S2
COTWASOIL	20-Jan-25	1,159.50	1175.00	1165.00	1160.00	1150.00	1145.00





## DISCLAIMER

KEDIA ADVISORY

This Report is prepared and distributed by Kedia Stocks & Commodities Research Pvt Ltd. Our SEBI REGISTRATION NUMBER - INH000006156. for information purposes only. The recommendations, if any, made herein are expressions of views and/or opinions and should not be deemed or construed to be neither advice for the purpose of purchase or sale through KSCRPL nor any solicitation or offering of any investment /trading opportunity. These information/opinions/ views are not meant to serve as a professional investment guide for the readers. No action is solicited based upon the information provided herein. Recipients of this Report should rely on information/data arising out of their own investigations. Readers are advised to seek independent professional advice and arrive at an informed trading/investment decision before executing any trades or making any investments. This Report has been prepared on the basis of publicly available information, internally developed data and other sources believed by KSCRPL to be reliable. KSCRPL or its directors, employees, affiliates or representatives do not assume any responsibility for or warrant the accuracy, completeness, adequacy and reliability of such information/opinions/ views. While due care has been taken to ensure that the disclosures and opinions given are fair and reasonable, none of the directors, employees, affiliates or representatives of KSCRPL shall be liable for any direct, indirect, special, incidental, consequential, punitive or exemplary damages, including lost profits arising in any way whatsoever from the information/opinions/views contained in this Report. The possession, circulation and/or distribution of this Report may be restricted or regulated in certain jurisdictions by appropriate laws. No action has been or will be taken by KSCRPL in any jurisdiction (other than India), where any action for such purpose (s) is required. Accordingly, this Report shall not be possessed, circulated and/ or distributed in any such country or jurisdiction unless such action is in compliance with all applicable laws and regulations of such country or jurisdiction. KSCRPL requires such a recipient to inform himself about and to observe any restrictions at his own expense, without any liability to KSCRPL. Any dispute arising out of this Report shall be subject to the exclusive jurisdiction of the Courts in India.

**KEDIA ADVISORY**

**KEDIA STOCKS & COMMODITIES RESEARCH PVT LTD**

Mumbai, India

SEBI REGISTRATION NUMBER - INH000006156

For more details, please contact: +91 93234 06035 / 96195 51022

Email: [info@kediaadvisory.com](mailto:info@kediaadvisory.com)

Regd.Off.: 1, 2, 3 & 4, 1st Floor, Tulip Bldg, Flower Valley Complex, Khadakpada Circle,  
Kalyan-(W), Mumbai-421301